

AZM170-11ZRK-ST-2197-24VAC/DC



- Long life
- Compact design
- Double-insulated
- High holding force
- 90 mm x 84 mm x 30 mm
- Connector M12, 4-pole
- Thermoplastic enclosure
- Manual release from side
- Interlock with protection against incorrect locking.

Data

Ordering data

Product type description	AZM 170-11ZRK-ST-2197 24 VAC/DC
Article number (order number)	101141425
EAN (European Article Number)	4030661121918
eCl@ss number, Version 9.0	27-27-26-03

Approval - Standards

Certificates	cULus
	CCC
	EAC

General data

Product name	AZM 170
Standards	EN 60947-5-1 BG-GS-ET-19
Coding level according to ISO 14119	Low
Active principle	electromechanical
Enclosure material	Plastic, glass-fibre reinforced thermoplastic, self-extinguishing
Material of the contacts, electrical	Silver
Gross weight	295 g

General data - Features

Power to unlock	Yes
-----------------	-----

Manual release	Yes
Number of actuating directions	2
Number of auxiliary contacts	1
Number of safety contacts	1

Safety appraisal

Standards	ISO 13849-1
Mission Time	20 Year(s)

Safety appraisal - Safety outputs

B10d Normally-closed contact (NC)	2,000,000 Operations
-----------------------------------	----------------------

Mechanical data

Mechanical life, minimum	1,000,000 Operations
Clamping force in accordance with ISO14119 F_{zh}	1,000 N
Latching force	30 N
positive break travel	11 mm
Positive break force, minimum	8.5 N
Actuating speed, maximum	2 m/s

Mechanical data - Connection technique

Terminal Connector	Connector plug M12, 4-pole, (A-coding) Connector plug M12, 4-pole, (B-coding)
--------------------	--

Mechanical data - Dimensions

Height of sensor	75.5 mm
Length of sensor	30 mm
Width of sensor	108 mm

Ambient conditions

Protection class	IP 67 to IEC/EN 60529
Ambient temperature, minimum	-25 °C
Ambient temperature, maximum	+60 °C

Ambient conditions - Insulation value

Rated impulse withstand voltage	2.5 kV
---------------------------------	--------

Electrical data

Thermal test current	4 A
Rated control voltage	24 VAC/DC

Required rated short-circuit current to EN 60947-5-1	1,000 A
Electrical power consumption, maximum	10 W
Switching element	NO contact, NC contact
Note (Switching element)	Change-over contact with double break, type Zb or 2 NC contacts, with galvanically separated contact bridges
Switching principle	Creep circuit element
Switching frequency	1,000 /h

Electrical data - Safety contacts

Voltage, Utilisation category AC15	230 VAC
Current, Utilisation category AC-15	4 A
Voltage, Utilisation category DC13	24 VDC
Current, Utilisation category DC13	4 A

Electrical data - Auxiliary contacts

Voltage, Utilisation category AC15	230 VAC
Current, Utilisation category AC-15	4 A
Voltage, Utilisation category DC13	24 VDC
Current, Utilisation category DC13	4 A

Other data

Note (applications)	sliding safety guard removable guard hinged safety guard
---------------------	--

Scope of delivery

Included in delivery	Actuators must be ordered separately.
----------------------	---------------------------------------

Notes

Note (General)	Individual coding available on request right bottom
Note (Manual release)	For manual release using M5 triangular key, available as accessory Additional manual release on side

Ordering code

Product type description:

AZM 170(1)-(2)Z(3)K(4)-(5)-(6)-(7)

(1)

without IDC method of termination

SK Screw connection

(2)

11 1 NO contacts/1 NC contact

02 2 NC contact

(3)

without Latching force 5 N

R Latching force 30 N

I Individual coding

(4)

without Power to unlock

A Power to lock

(5)

without cable gland

ST M12 x 1 connector

ST-2431 Connector M12 x 1, individual solenoid monitoring

(6)

24VAC/DC Us 24 VAC/DC

110VAC Us 110 VAC

230VAC Us 230 VAC

(7)

without Manual release

2197 Manual release from side (Power to unlock)

1637 Gold-plated contacts

(1)

11/11 1 NO contact, 1 NC contact / 1 NO contact 1, NC contact

11/02 1 NO contact, 1 NC contact / 2 NC contacts

12/00 1 NO contact, 2 NC contacts / -

12/11 1 NO contact, 2 NC contact / 1 NO contact 1, NC contact

12/02 1 NO contact, 2 NC contact / 2 NC contacts

02/01 2 NC contacts / 1 NC contact

02/10 2 NC contacts, - / 1 NO contact

(2)

without Latching force 5 N

R Latching force 30 N

(3)

without Power to unlock

A Power to lock

(4)

1637 Gold-plated contacts

(5)

2197 Manual release for Power to unlock

Pictures

Product picture (catalogue individual photo)

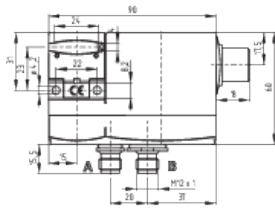


ID: kazm1f05

| 34,1 kB | .png | 74.083 x 57.15 mm - 210 x 162 Pixel
- 72 dpi

| 385,7 kB | .jpg | 292.806 x 226.131 mm - 830 x 641
Pixel - 72 dpi

Dimensional drawing basic component



ID: lazm1g04

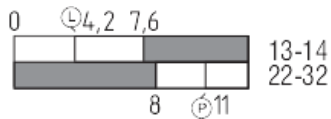
| 9,1 kB | .png | 74.083 x 51.506 mm - 210 x 146 Pixel
- 72 dpi

| 117,4 kB | .jpg | 352.778 x 245.181 mm - 1000 x 695
Pixel - 72 dpi

| 44,0 kB | .cdr |

Switch travel diagram

ID: kazm1s02

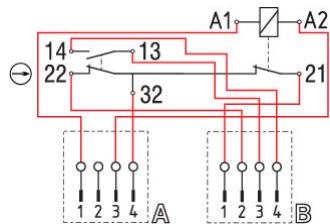


| 2,0 kB | .png | 74.083 x 25.753 mm - 210 x 73 Pixel - 72 dpi

| 19,7 kB | .cdr |

| 50,1 kB | .jpg | 352.778 x 123.119 mm - 1000 x 349 Pixel - 72 dpi

Diagram

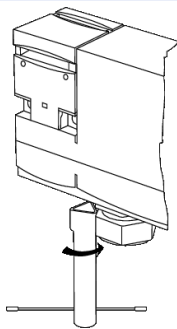


ID: kazm1k13

| 46,2 kB | .cdr |

| 125,5 kB | .jpg | 352.778 x 238.831 mm - 1000 x 677 Pixel - 72 dpi

Operating principle

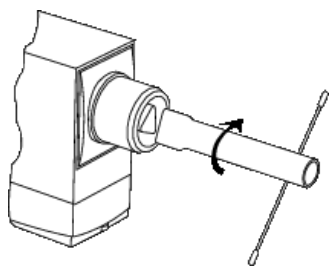


ID: kazm1a70

| 6,5 kB | .png | 74.083 x 137.583 mm - 210 x 390 Pixel - 72 dpi

| 213,5 kB | .jpg | 352.778 x 656.519 mm - 1000 x 1861 Pixel - 72 dpi

Operating principle



ID: kazm1a71

| 4,6 kB | .png | 74.083 x 58.914 mm - 210 x 167 Pixel - 72 dpi

| 113,1 kB | .jpg | 352.778 x 280.811 mm - 1000 x 796 Pixel - 72 dpi

K.A. Schmersal GmbH & Co. KG, Möddinghofe 30, D-42279 Wuppertal

The details and data referred to have been carefully checked. Images may diverge from original. Further technical data can be found in the manual. Technical amendments and errors possible.

Generated on 26.11.2020 16:31:57